

JUL  
AUG  
SEP  
18



# Action DASHBOARD

INFOACTION

Scales of 1 to 7: 1 is Low, 7 is High

InfoActions Included  
in this Report:

84 TOTAL VISITS

72.2%

Area businesses reporting  
**Increased Sales**  
8.4% Stable, 19.2% Decreasing

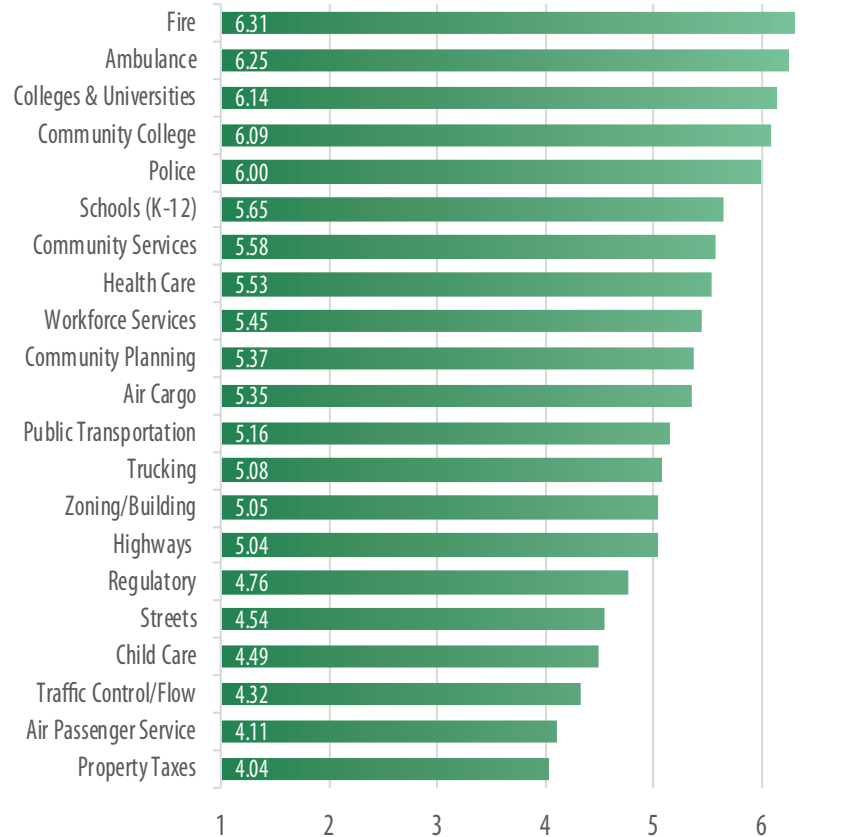
56.6%

Area businesses reporting  
**Increasing Market Share**  
40.9% Stable, 2.4% Decreasing

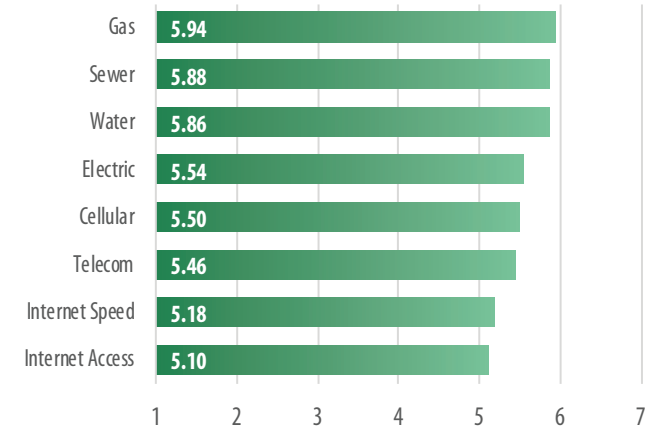
40.4%

Area businesses reporting  
**Plans to Expand**

## Public Services Index



## Utility Services Index



### Top 3 Community Strengths

- Community Leadership/Support/Partnerships
- Quality of Life/Amenities
- Employee Work Ethic/Loyalty

### Top 3 Community Weaknesses

- Workforce Challenges
- Population/Market Size/Capacity
- Crime/Social Tension

### Top 3 Barriers to Company Growth

- Workforce Challenges
- Land/Building Availability or Cost
- Population/Market Size/Capacity

JUL  
AUG  
SEP  
18

HR Actions Included  
in this Report:

19 TOTAL VISITS

1,347  
Employees Hired in Last 12 Months  
at Interviewed Companies

195  
Current Unfilled Positions  
at Interviewed Companies  
22% report unfilled positions are INCREASING

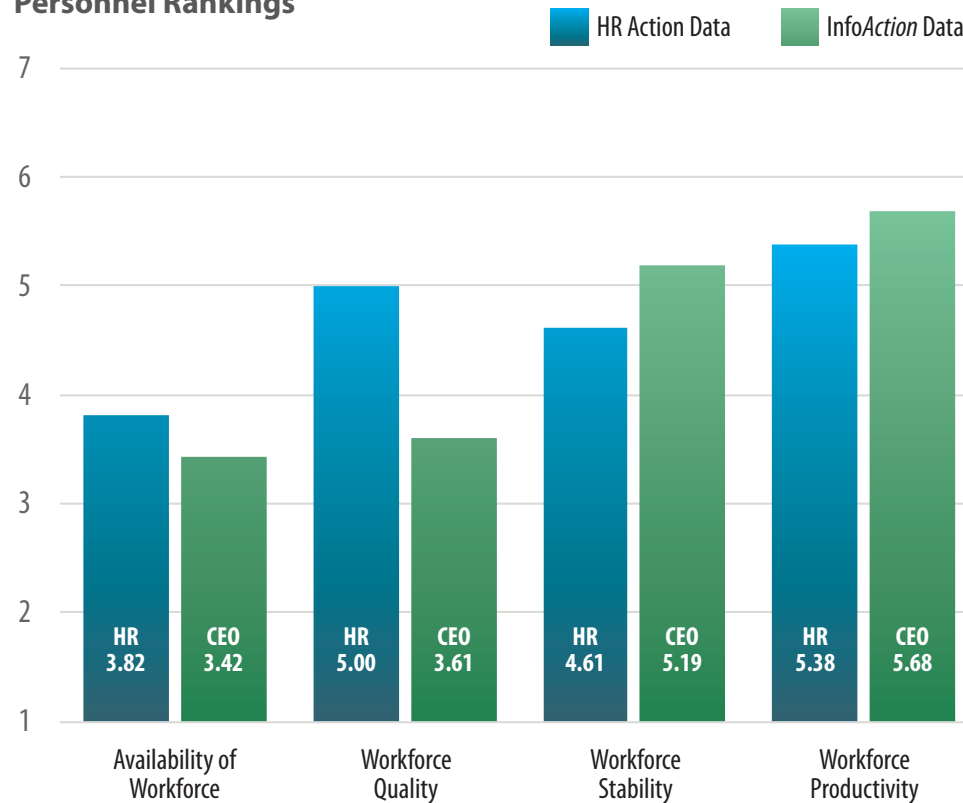
Turnover Rates at  
Interviewed Companies  
50% Reported Stable  
25% Reported Increasing



# Action DASHBOARD

Scales of 1 to 7: 1 is Low, 7 is High

## Personnel Rankings



## Top Skills Gaps of New Hires

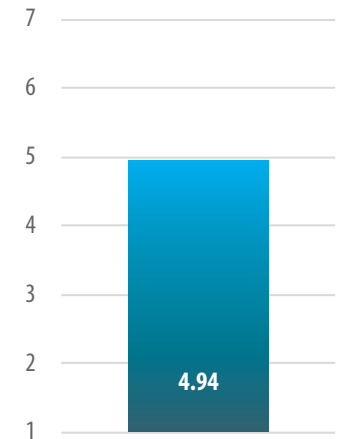
- Work Ethic
- Communication Skills
- Initiative/Being Self-Directed

## Top Recruitment Resources

- AccessDubuqueJobs.com
- Other Online Job Boards
- Other Recruitment Source (e.g. Social Media)

# HR ACTION

## Employee Engagement\*



\*The commitment the employee has to the success of the organization and its goals

## Talent Attraction from Outside the Area

