

JAN
FEB
MAR
18



Action DASHBOARD

INFOACTION

Scales of 1 to 7: 1 is Low, 7 is High

InfoActions Included
in this Report:

86 TOTAL VISITS

72.6%

Area businesses reporting
Increased Sales
21.4% Stable, 5.6% Decreasing

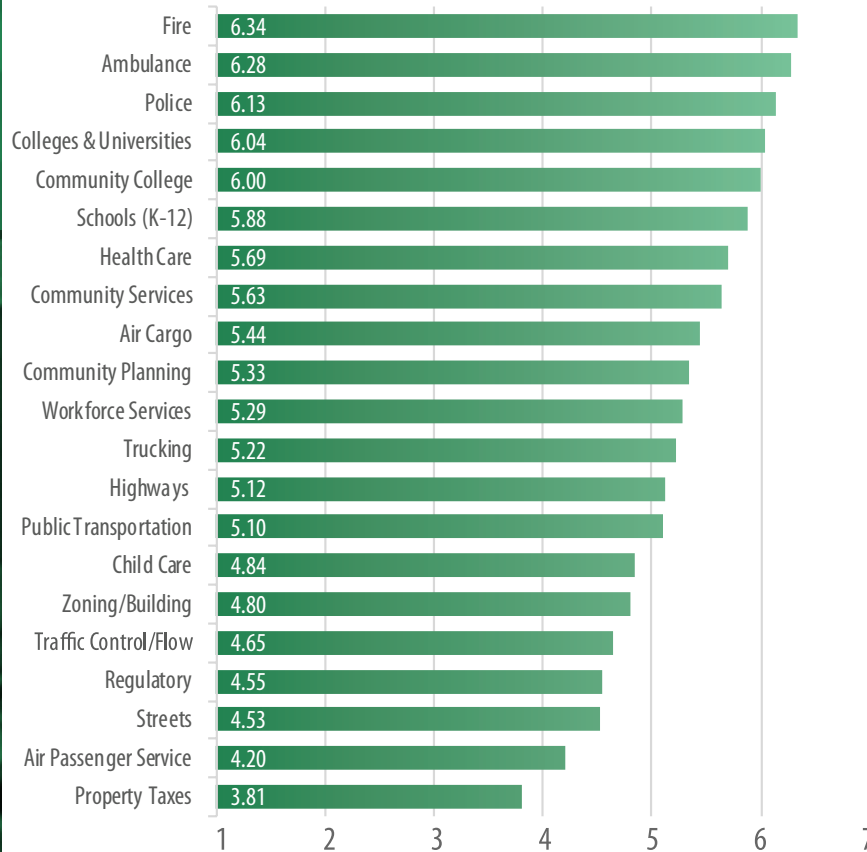
53.0%

Area businesses reporting
Increasing Market Share
43.4% Stable, 3.6% Decreasing

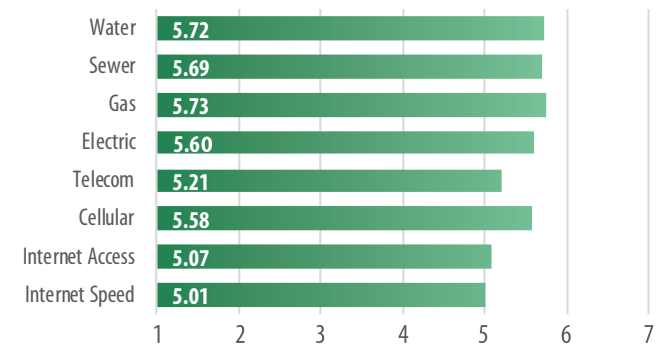
27.7%

Area businesses reporting
Plans to Expand

Public Services Index



Utility Services Index



Top 3 Community Strengths

- Community Leadership/Support/Partnerships
- Quality of Life/Amenities
- Market Size (Local Business Relationships/
Customer Loyalty)

Top 3 Community Weaknesses

- Workforce Challenges
- Population/Market Size/Capacity
- Crime/Social Tension

Top 3 Barriers to Company Growth

- Workforce Challenges
- Population/Market Size/Capacity
- Land/Building Availability or Cost

JAN
FEB
MAR
18

HR Actions Included
in this Report:

13 TOTAL VISITS

601

Employees Hired in Last 12 Months
at Interviewed Companies

64

Current Unfilled Positions
at Interviewed Companies

46% report unfilled positions are INCREASING

Turnover Rates at
Interviewed Companies

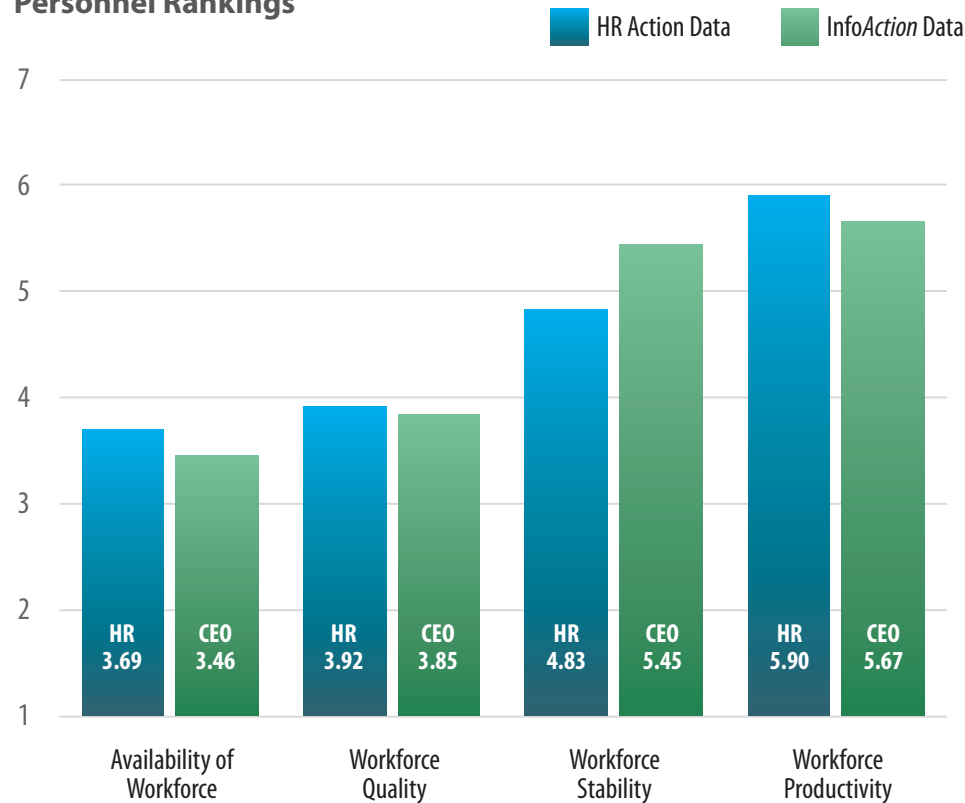
75% Reported Stable
25% Reported Increasing



Action DASHBOARD

Scales of 1 to 7: 1 is Low, 7 is High

Personnel Rankings



Top Skills Gaps of New Hires

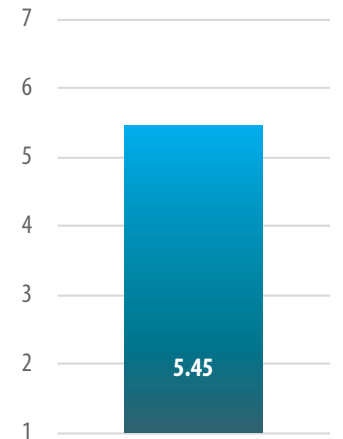
- Work Ethic
- Initiative/Being Self-Directed
- Communication Skills

Top Recruitment Resources

- AccessDubuqueJobs.com
- Employee Referral Incentive
- Other Online Job Boards

HR ACTION

Employee Engagement*



*The commitment the employee has to the success of the organization and its goals

Talent Attraction from Outside the Area

